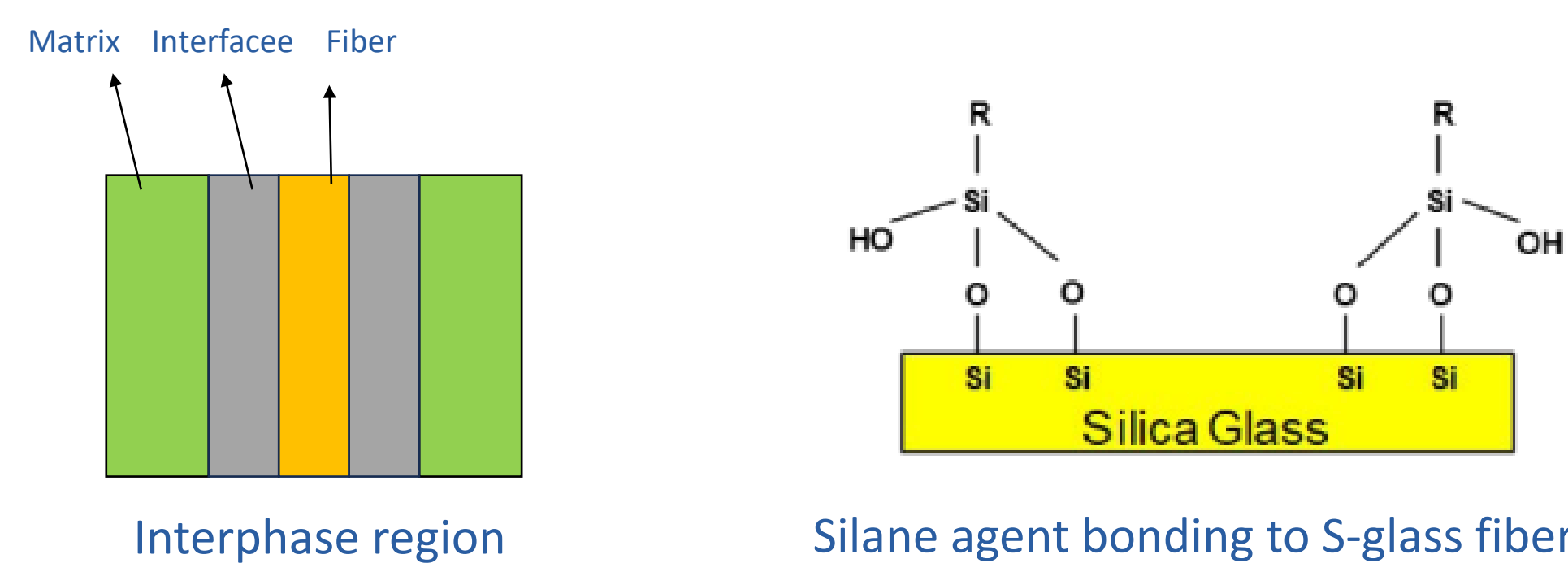


# EFFECT OF SILANE DENSITY ON WETTABILITY OF SILANE-GRAFTED SILICA

Suraj Reddy<sup>2</sup> (H.S.), Dr. Abhishek Bhesania<sup>1</sup> (PD), Prof. John W. Gillespie Jr.<sup>1</sup>  
University of Delaware | Center for Composite Materials<sup>1</sup> | Charter School of Wilmington<sup>2</sup>

## Introduction

- Fiber-matrix adhesion is **critical** for transferring loads effectively and enhancing the overall strength and durability of composites.
  - However, much is still left to be desired when understanding at **nanoscale**.
- Favorable wettability between the fiber, resin and interfacing material ensures efficient bonding in the interface region and thus load transfer.



- S-glass fibers are commonly used as reinforcement in composite materials, and their surface properties play a crucial role in determining the mechanical behavior of composites.
- Our final goal is to understand how Silane chemistries (interfacing materials), including Glycidoxypropyltrimethoxy (GPS), Aminopropyltriethoxy (APS), will affect wettability and thereby adhesion.

## Why Molecular Dynamics?

It is **experimentally challenging** to control the variables which govern the aspects of wettability such as **Bond density of silane molecule on the fiber surface**, which is why MD is being utilized.

## Objectives

- Realize the effect of Silane bond site density on wettability of silane-grafted silica.

## Current Objectives

- Produce literature-backed Silica, Silane, Nitrogen, and Water models.
- Validation of the forcefield employed for producing wetting angles in vacuum and in gaseous environment.
- Size sensitivity of water droplet on silica slab.

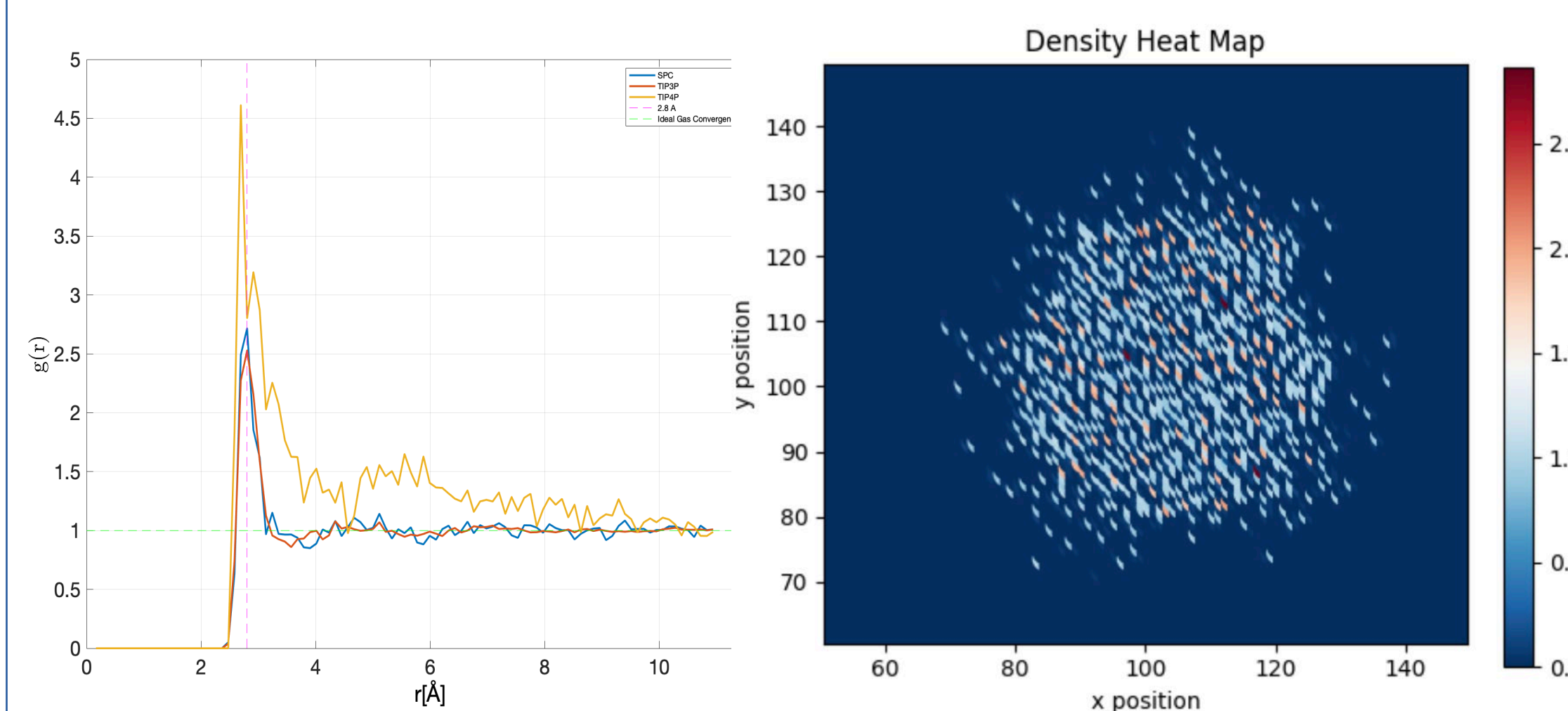
## Simulation Details

- We investigated the SPC, TIP3P, and TIP4P water model for use in our simulation environment.

Model:	SPC	TIP3P	TIP4P
Accurate RDF Plot	✓	✓	✗
Shape Retention at STP	✗	✓	✓

Water model suitability result for water droplet when performed with SPC, TIP3P and TIP4P

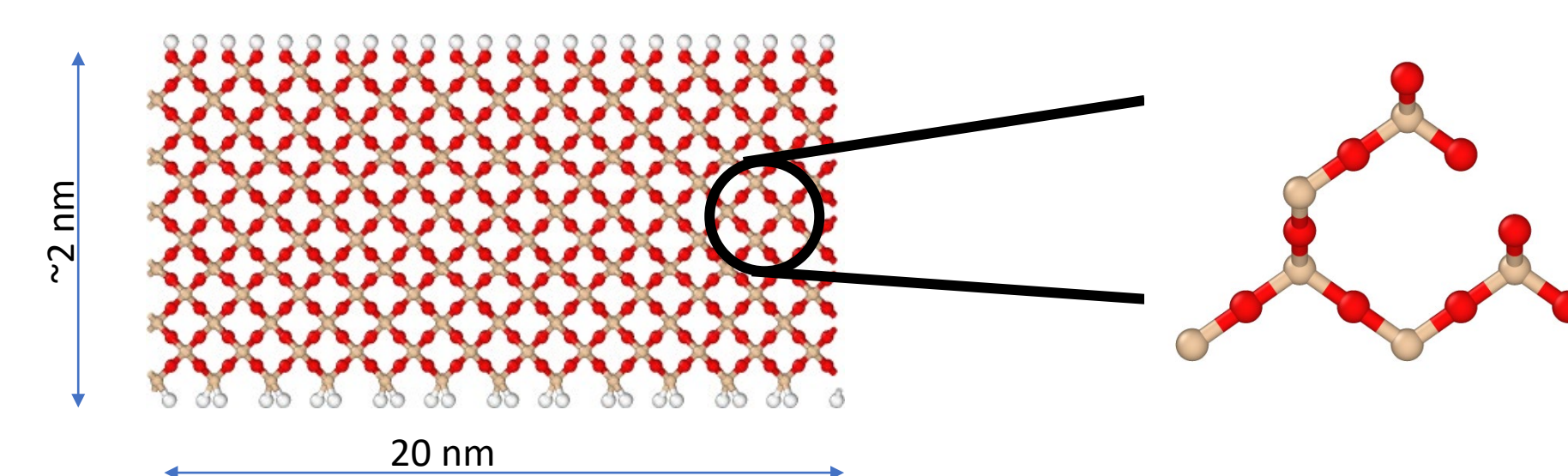
We select TIP3P model for simulating water droplet for the current set of analysis.



RDF Plots of MD Water models?: TIP3P: Red, SPC: Blue, TIP4P: Yellow.

Our silica slab utilized the OPLSAA Force Field derived parameters from PolyParGen.

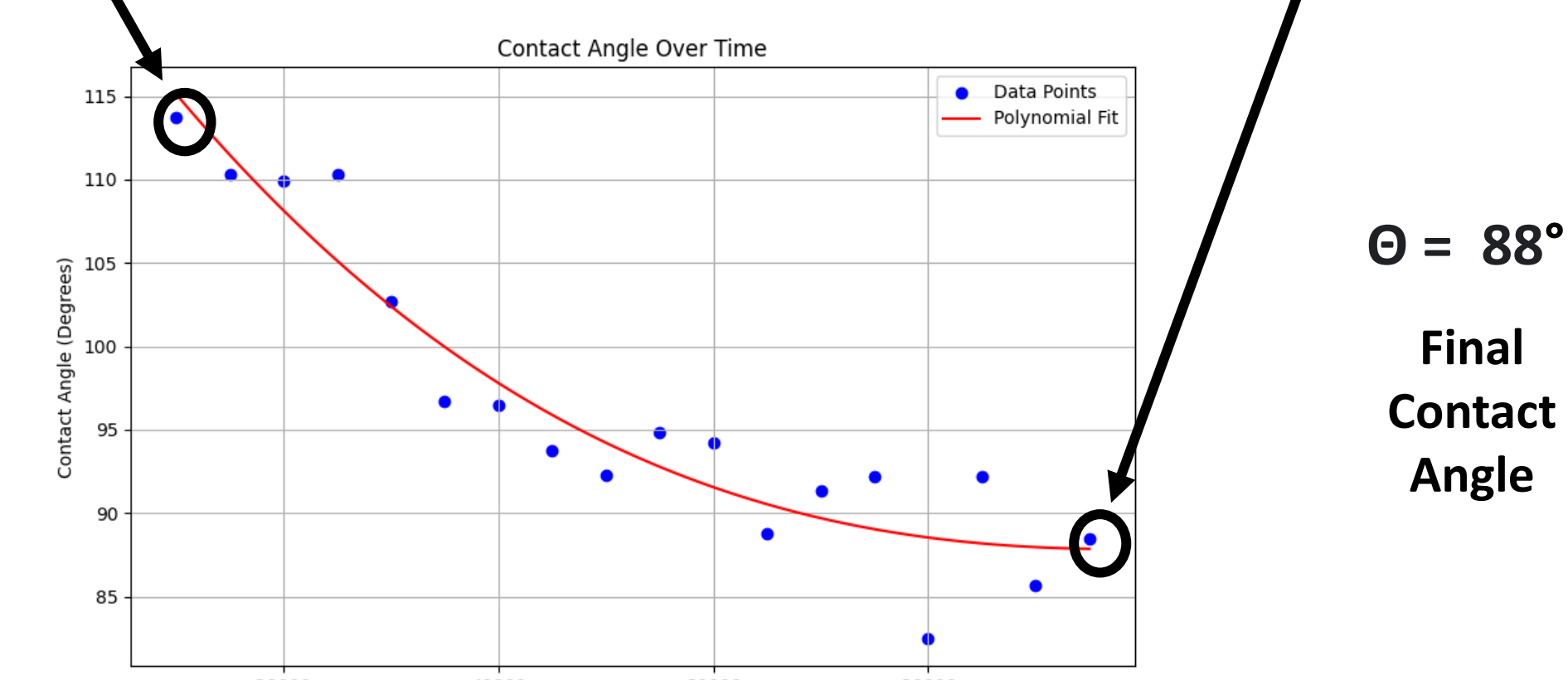
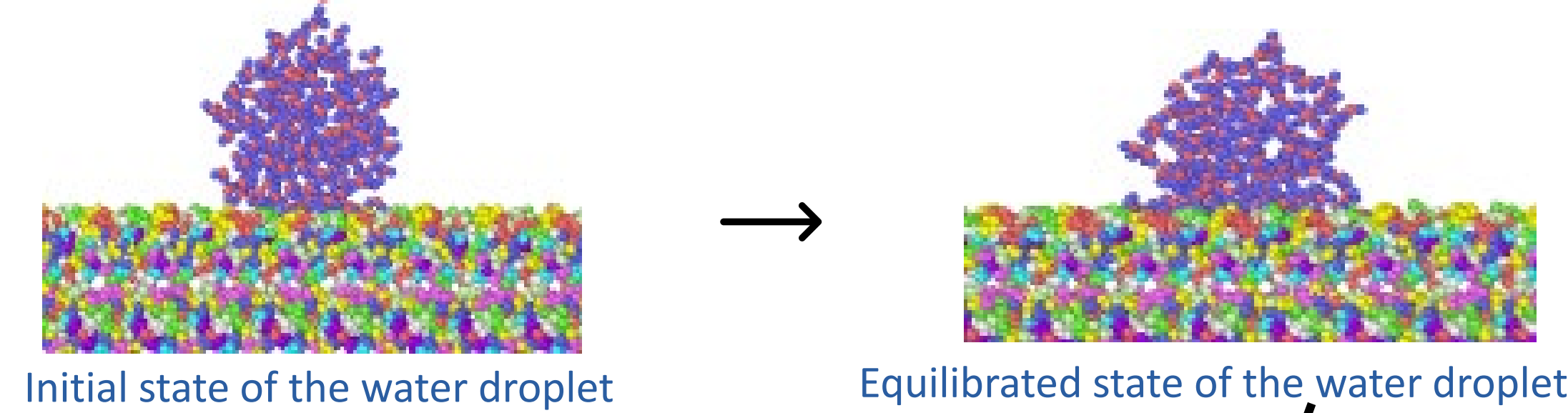
Silica slab consists of an H-bond density of  $\sim 8 \text{ nm}^{-2}$ .



Molecular Dynamics Model of Hydroxylated Q2 Silica Slab

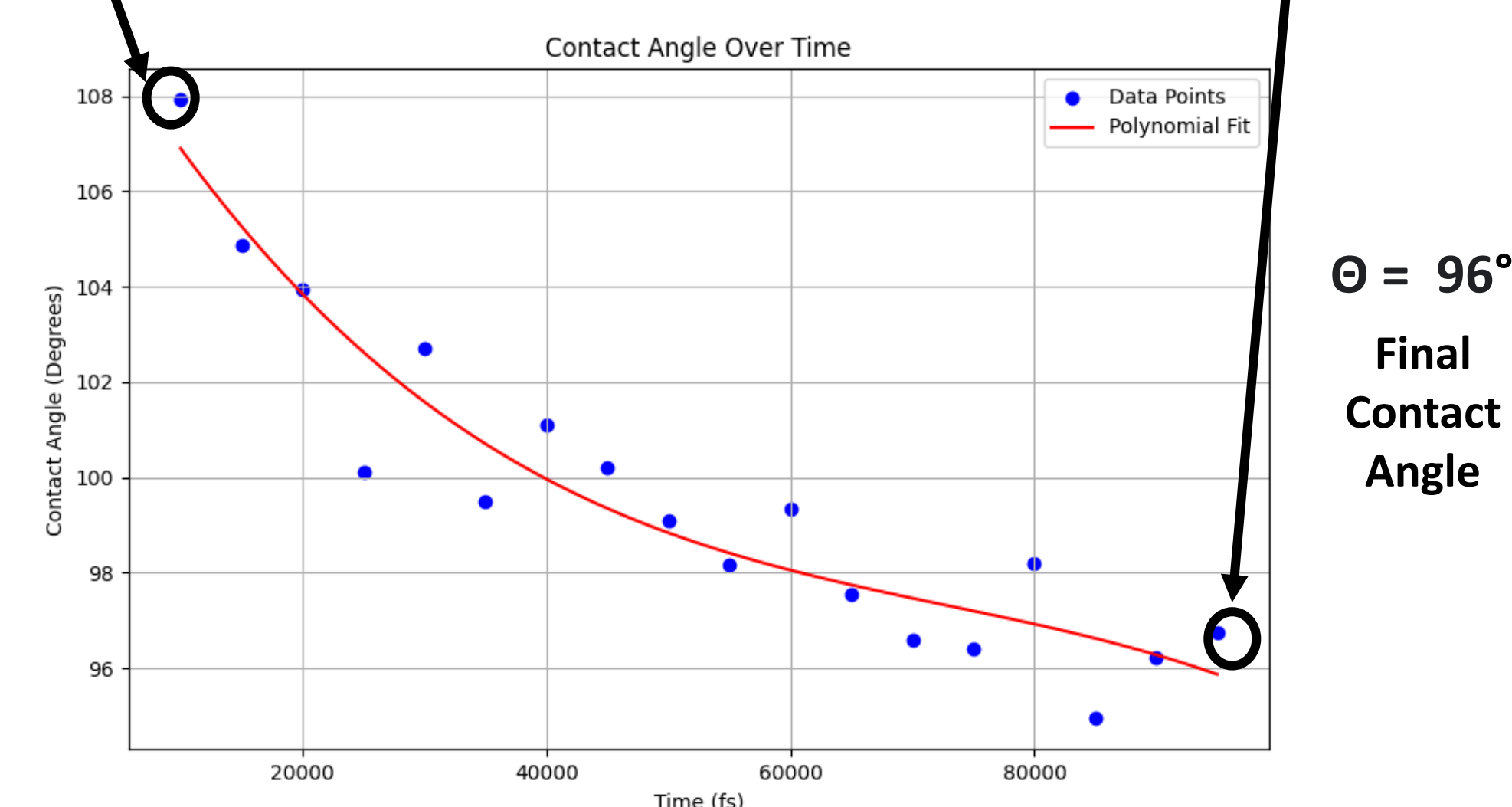
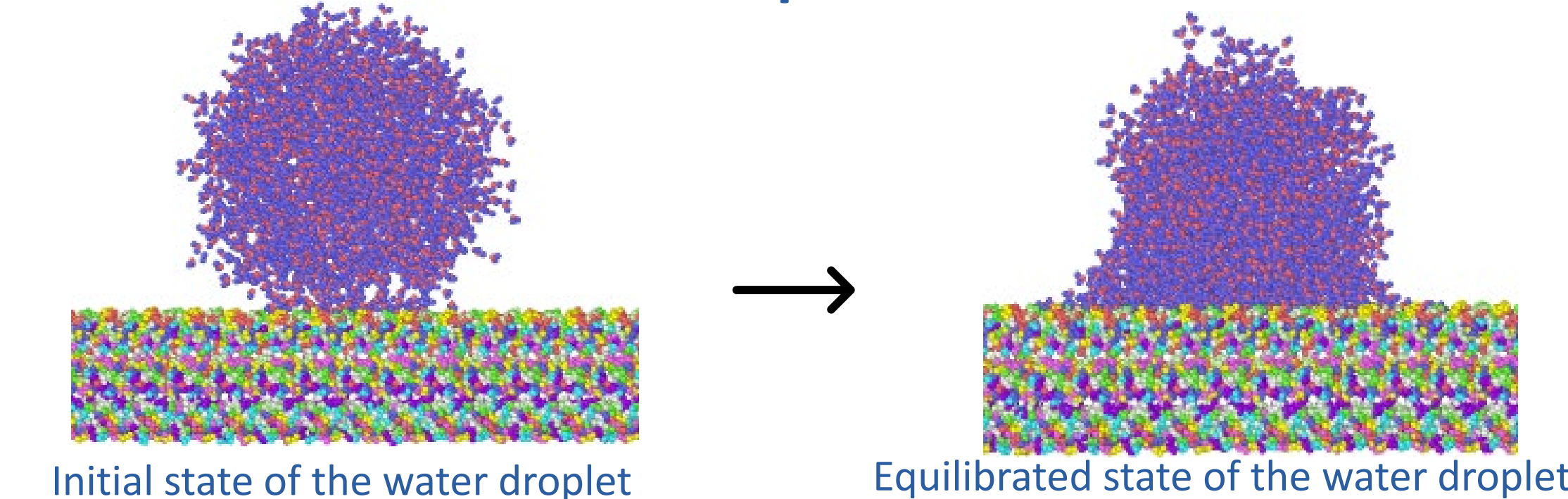
## Results & Discussion

### 2.5 nm Diameter Water Droplet



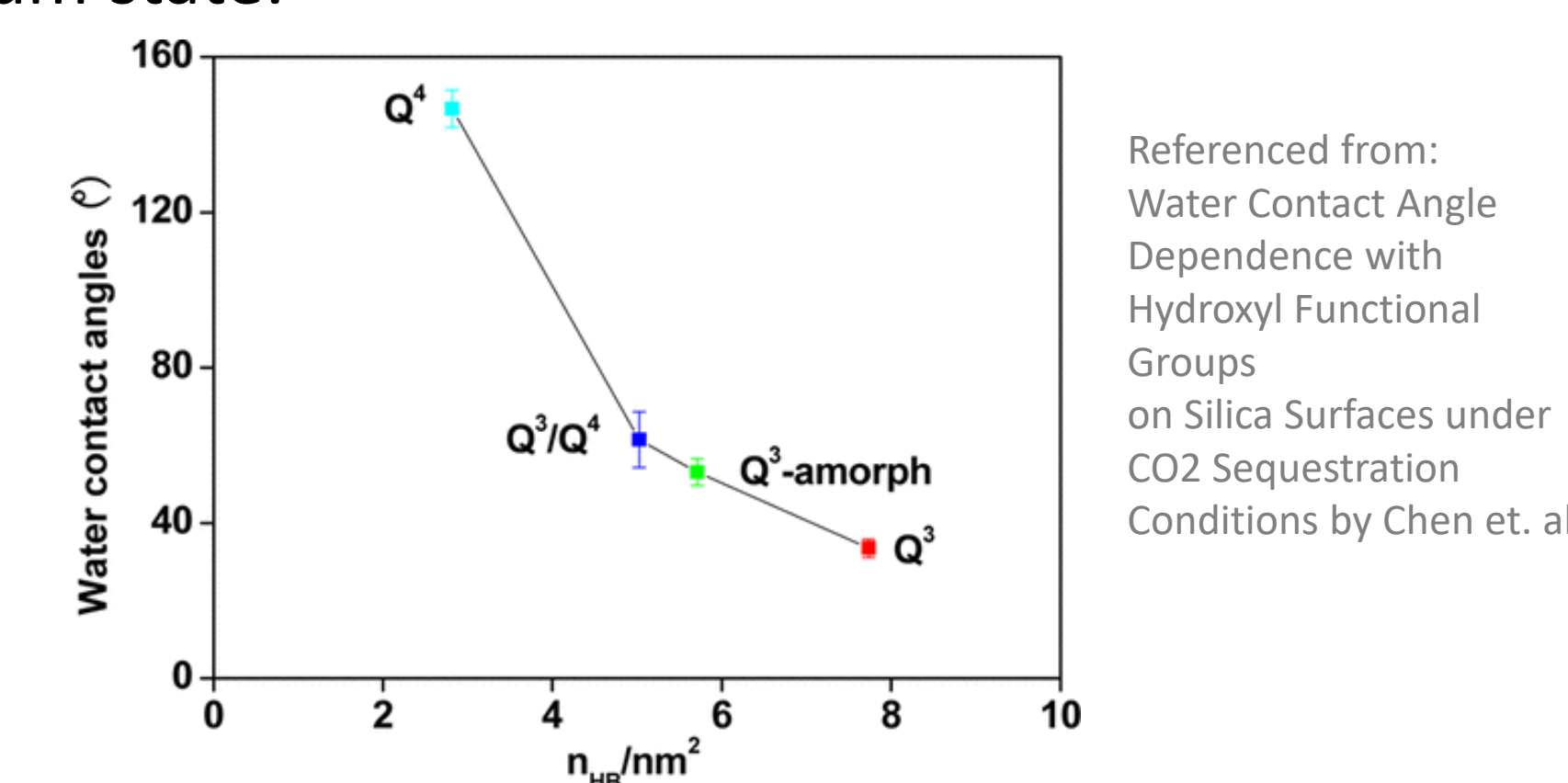
Contact angle (Degree) evolution with respect to time (fs)

### 5 nm Diameter Water Droplet



Contact angle (Degree) evolution with respect to time (fs)

- The cases shown above represent a subset of our work, with a contact angle analysis over 100,000 fs.
- We observe the slow decline and then variation in a quasi-equilibrium state.




Water contact angles as a function of mean numbers of hydrogen bonds per  $\text{nm}^2$  for silica-CO<sub>2</sub> saturated water interaction.

- We seek to validate our models through previous literature. A previous study had concerned a Q3 slab, derived from alpha-cristobalite silica.
- As we move forward, we will both conduct experimental studies at the CCM and find more references to which our model can be validation.

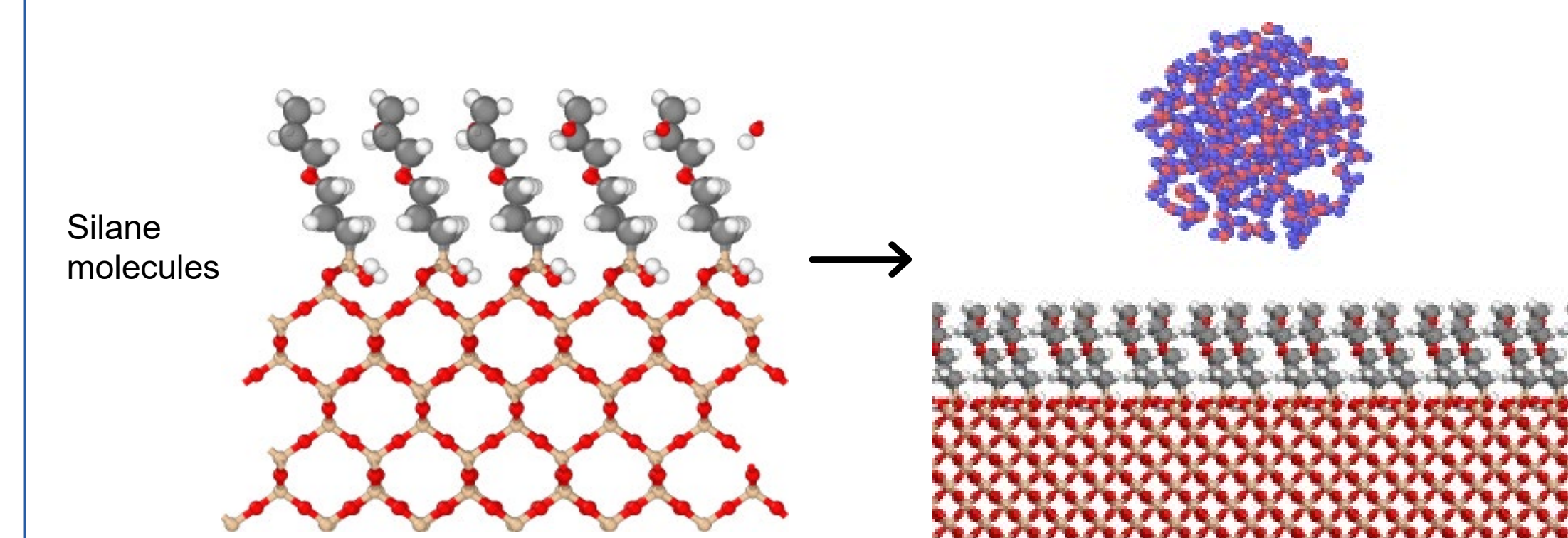
## Future Work

- Simulation of water droplets on silica in Nitrogen environment



We are establishing a scripted-methodology for calculation of the Contact Angle in the Nitrogen Environment

- After careful validation of the Silica, Nitrogen, and Water models, we aim to move forward by developing more accurate models to validate the Silica-wetting angle, then more forward to Silane.
- We will Validate Silane chemistries such as GPS and APS. Along with this, a ML model will derive new Silanes.



GPS-grafted Silica is shown above, with a water droplet above representing the next step of our simulations

## Acknowledgements

Research was sponsored by the Army Research Laboratory and was accomplished under Cooperative Agreement Number W911NF-22-2-0014. The views and conclusions contained in this document are those of the authors and should not be interpreted as representing the official policies, either expressed or implied, of the Army Research Office or the U.S. Government. The U.S. Government is authorized to reproduce and distribute reprints for Government purposes notwithstanding any copyright notation herein.

