



UNIVERSITY OF DELAWARE
CENTER FOR COMPOSITE MATERIALS

INTERNATIONALLY RECOGNIZED EXCELLENCE

CREATING RESEARCH POSTERS

GENERAL GUIDELINES

202A Composites Manufacturing Science Laboratory
University of Delaware
(302) 831-8495



UNIVERSITY OF DELAWARE
CENTER FOR COMPOSITE MATERIALS

INTERNATIONALLY RECOGNIZED EXCELLENCE



OBJECTIVE OF RESEARCH POSTER

Your research poster will be a visual outline of your research.

- It does not need to tell everything in detail; however, it must be legible, so it is important that all submitted posters meet following guidelines.
- PowerPoint templates have been created to assist in making this process as efficient as possible. Simply use the provided templates by copying and pasting your research review slide information into the boxes within the template file.
 - Please include words as text, not as graphics; otherwise, you will be responsible for implementing all corrections
- Presenters must choose between using a 1-page or 2-page format. Both templates can be downloaded by clicking the following hyperlink or by visiting the CCM WebSite at: https://www.ccm.udel.edu/CCM-Intranet/poster_info.html. If you are off-campus, please contact CCM to get access to the CCM intranet. **PLEASE DO NOT** use old templates, as there are subtle changes made to them every year.

TEMPLATE 1

This is an example of a poster created using the 1-page template, which provides enough space to include 7 slides from your research review presentation.

	TITLE LINE 1 (UPPER CASE) TITLE LINE 2		
J. Deitzel, W. D. Li (PD), M. Maher (ARL), L. Zhu (PhDChE), and M. Rahman (Intern)			
University of Delaware . Center for Composite Materials . Department of *****			
<p style="text-align: center;">SLIDE TITLE (UPPER CASE)</p> <ul style="list-style-type: none">◆ Use the format as shown. Poster title and slide titles are all upper case, authors are title case, etc.◆ Please do not change the size of the page in page setup.◆ Select a 1- or 2-page poster so that you fill the majority of the boxes, if not all of them – we'll work with the lay-out to make it look good.◆ Use Arial font, no smaller than 8 pt., which is the absolute minimum to be used for labels on figures. General text size should be at least 8 pt.<ul style="list-style-type: none">◆ Bullets shown here are preferred◆ Do not use checkmarks or artistic bullets unless they are part of the message	SLIDE TITLE	SLIDE TITLE	
SLIDE TITLE	SLIDE TITLE	SLIDE TITLE	<p style="text-align: center;">ACKNOWLEDGEMENTS</p> <p style="text-align: center;">***This information is required***</p> <p>Please include acknowledgements for the support of your work here or at the bottom of the first box (on first page). Ex. This work is supported by the Army Research Laboratory through the Composite Materials Research program. This work is supported by the Army Research Laboratory through the Composite Materials Technology program. This work is supported by the Office of Naval Research through the Advanced Materials Intelligent Processing Center.</p>
Reviewed & Approved – (Type name upon approval) Advisor _____ Sponsor _____		© 2007, University of Delaware, all rights reserved	

TEMPLATE 2

If you choose to use the 2-page format, you'll need to download Poster Template 2. This template will provide enough space for 14 slides from your research review presentation.

UNIVERSITY OF DELAWARE

TITLE LINE 1 (UPPER CASE)
TITLE LINE 2

J. Deitzel, W. D. Li (PD), M. Maher (ARL), L. Zhu (PhDChE), and M. Rahman (Intern)
University of Delaware . Center for Composite Materials . Department of *****

SLIDE TITLE (UPPER CASE)

- ◆ Use the format as shown. Poster title and slide titles are all upper case, authors are title case, etc.
- ◆ Please do not change the size of the page in page setup.
- ◆ Select a 1- or 2-page poster so that you fill the majority of the boxes, if not all of them – we'll work with the lay-out to make it look good.
- ◆ Use Arial font, no smaller than 6 pt., which is the absolute minimum to be used for labels on figures. General text size should be at least 8 pt.
 - Bullets shown here are preferred
 - Do not use checkmarks or artistic bullets unless they are part of the message

SLIDE TITLE **SLIDE TITLE** **SLIDE TITLE**

SLIDE TITLE **SLIDE TITLE** **SLIDE TITLE** **SLIDE TITLE**

Reviewed & Approved – (Type name upon approval)
Advisor _____ name _____ Sponsor _____ name _____

© 2005, University of Delaware, all rights reserved

TITLE LINE 1
TITLE LINE 2

(Continued)

SLIDE TITLE **SLIDE TITLE**

SLIDE TITLE **SLIDE TITLE** **SLIDE TITLE** **SLIDE TITLE**

SLIDE TITLE **SLIDE TITLE** **SLIDE TITLE** **SLIDE TITLE**

ACKNOWLEDGEMENTS
This information is required
Please include acknowledgements for the support of your work here or at the bottom of the first box (on first page). Ex. This work is supported by the Army Research Laboratory through the Composite Materials Research program. This work is supported by the Army Research Laboratory through the Composite Materials Research program.

© 2005, University of Delaware, all rights reserved



UNIVERSITY OF DELAWARE
CENTER FOR COMPOSITE MATERIALS

INTERNATIONALLY RECOGNIZED EXCELLENCE

Guidelines

The information on your posters should be outlined in the following order to maintain continuity.

- **Heading at the top should include:**
 - **Full poster title (UPPER CASE)**
 - **Name of author(s) – Initials, last name**
 - **If an author is not a CCM employee, include author's employer in parentheses, Ex., (ARL)**
 - **If an author is a current student, their degree goal should be listed in parentheses, Ex. (BME), (PhDChE), (MSEE)**
 - **If the author is a student who has graduated, include the degree and year, Ex. (PhDMSE05)**
 - **Postdocs are (PD), Visiting Scholars, are (Intern)**
 - **Faculty and Professional staff have not parentheses after their names**
 - **Last line of heading should read as follows:**
 - University of Delaware - Center for Composite Materials – Department of ******
where * is replaced by any departmental affiliation**



UNIVERSITY OF DELAWARE
CENTER FOR COMPOSITE MATERIALS

INTERNATIONALLY RECOGNIZED EXCELLENCE

Guidelines

- The boxes on the poster should contain the following:
 - Abstract, objectives, goals, etc.
 - Approach, procedure, etc.
 - Results, discussion, etc.
 - Conclusions, future work, etc.
 - Either the first or last box of the poster **must** include acknowledgement of any support
- Review/Approval box must be completed prior to submission – your advisor/supervisor needs to sign off in the review box and indicate whether the poster needs to be released by the sponsor.

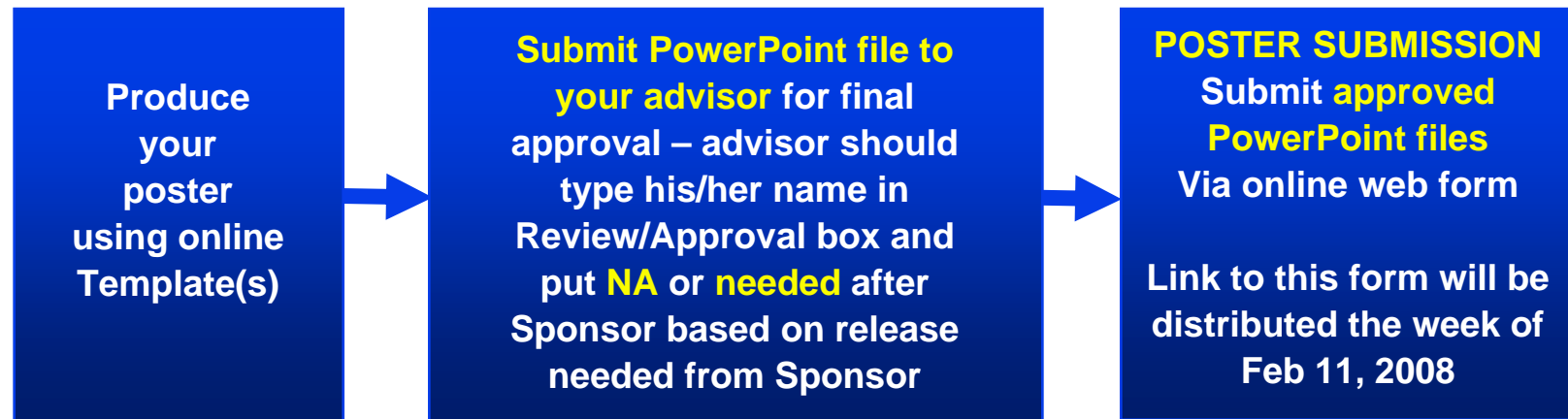


UNIVERSITY OF DELAWARE
CENTER FOR COMPOSITE MATERIALS

INTERNATIONALLY RECOGNIZED EXCELLENCE

THE POSTER SUBMITTAL PROCESS

***NOTE: This year posters will be submitted via an
ONLINE WEBFORM***



ALL posters must be approved by your advisor prior to submission.

Questions related to poster layout or use of Powerpoint should be directed to Dawn Fiore via email at fiore@udel.edu



UNIVERSITY OF DELAWARE
CENTER FOR COMPOSITE MATERIALS

INTERNATIONALLY RECOGNIZED EXCELLENCE

THE FINAL PRODUCT

Remember - the poster is simply a **visual outline of your research.**

By following these guidelines, you'll be sure to have a poster that

- Looks professional
- Reads well
- Will reproduce well in both 24"x 36" and 8.5"x11" format
- Will enhance the visibility of your research